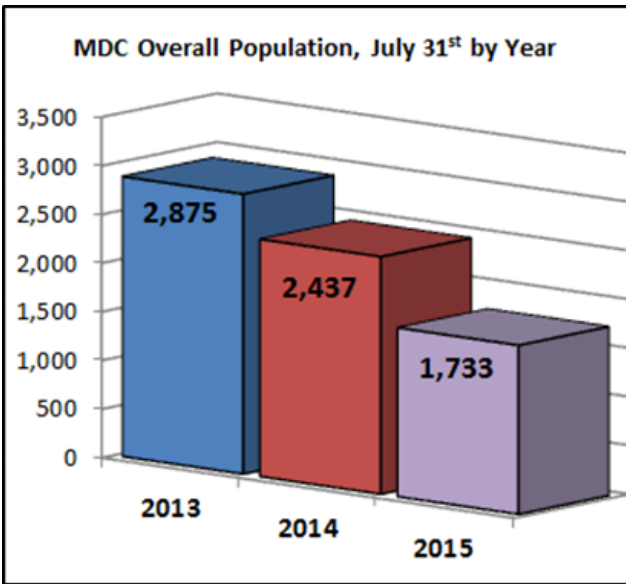


# BERNALILLO COUNTY METROPOLITAN DETENTION CENTER



MONTHLY REPORT FOR JULY 2015  
REPORT DATE: AUGUST 11, 2015

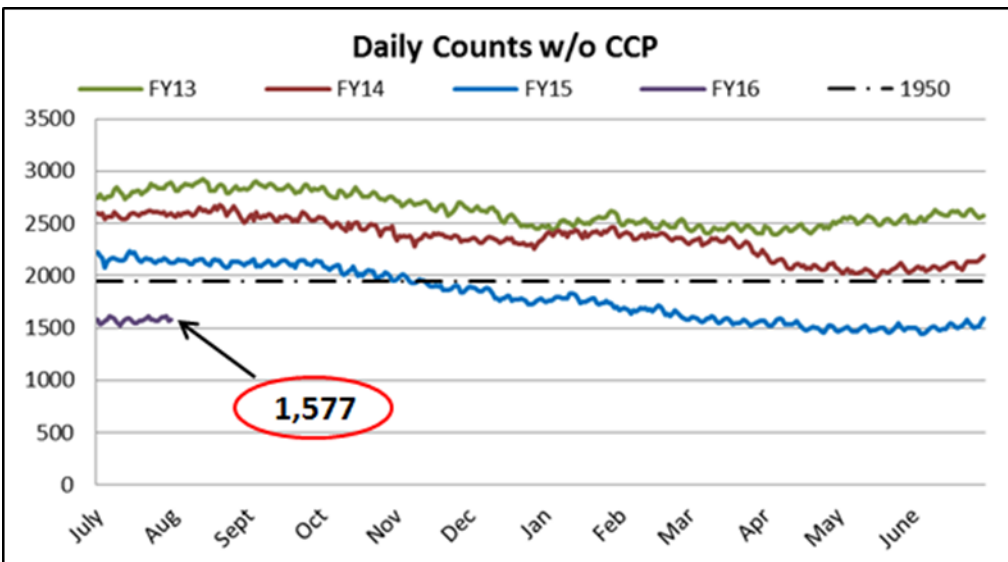


*The MDC population has decreased approximately 40% over the past 2 years, a reduction of 1,142 inmates.*

## Quick Figures for July

	Average
On-Site Daily Population:	1,577
On-Site Male <sup>1</sup> Population:	1,260
On-Site Female <sup>1</sup> Population:	317
Community Custody Program <sup>2</sup> (CCP):	163
Total Average Jail Population <sup>3</sup> (including OOC & CCP):	1,740
Total Consecutive Days 1,950 or less:	262

## CRIMINAL JUSTICE REFORMS CONTINUE TO IMPACT JAIL POPULATION

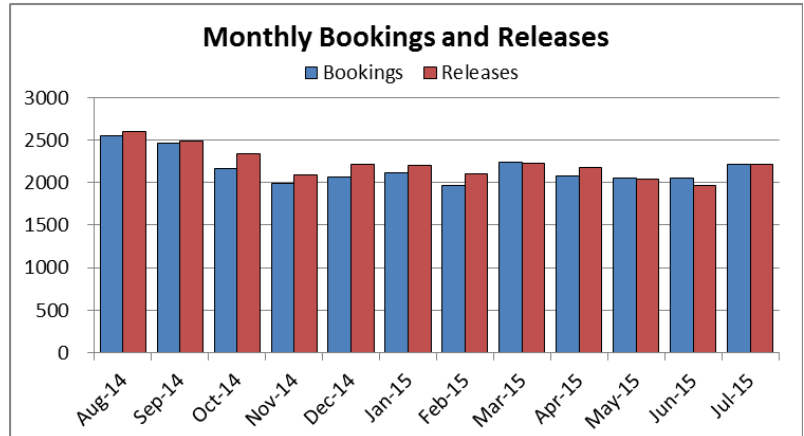


MDC actively collaborates with criminal justice partners to maintain the jail's population below 1,950<sup>4</sup>. Criminal justice reforms continue to impact the jail population. Recent increases are typical based on seasonal trends seen in recent years.

## BOOKINGS AND JAIL TURNOVER

Annual bookings by fiscal year have declined since FY08. This reduction does not correspond with the overall decreasing population trends in recent months. Bookings and releases have continued to decrease at relatively similar rates, although in recent months the number of bookings has exceeded releases.

The jail population reduction cannot be explained by the change in bookings and releases alone. Jail population is impacted by the average length of stay (ALOS). [The average length of stay \(ALOS\) for July 2015 was 26 days, approximately 28% lower than in July 2014 when the ALOS was 36 days.](#)



Court initiatives are helping to increase turnover and reduce length of stay (LOS) at MDC by improving efficiency in the criminal justice system.

## CRIMINAL JUSTICE REFORM INITIATIVES

Since mid March 2014, the County has partnered with the criminal justice family to design and implement numerous court initiatives aimed at creating efficiencies in the criminal justice system which have contributed to recent population reductions. The Criminal Justice collaborative continues to identify opportunities to realize additional efficiencies some of which will further impact the jail population.

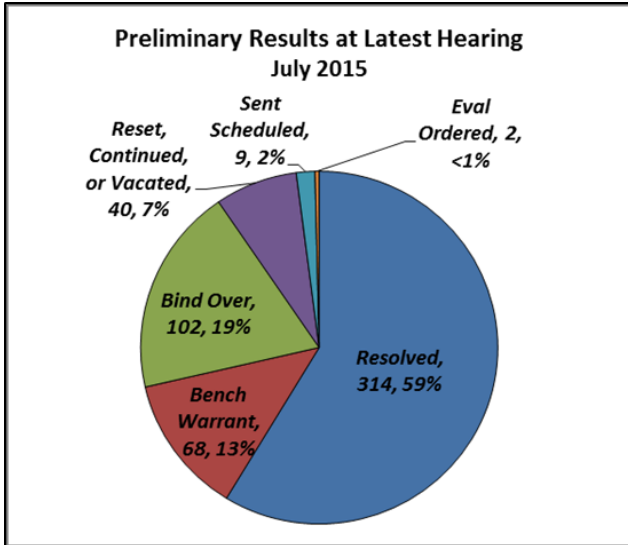
### Initiatives in 2015:

- *Implementation of RAI tool*
- *Expansion of Early Plea Hearings and Preliminary Hearings*
- *Continue to clear backlog of pre- Case Management Cases*
- *Ramping up of Supportive Housing Program*
- *Revised MDC Population Study*

## ADA CASE RESOLUTION

- From October 14, 2014 to end of July 2015, the new ADA has resolved approximately **2,042** cases for **1,404** people.
- 1 in 4 individuals with resolved cases had more than one case and these were often resolved on the same day.
- These resolutions were almost exclusively for criminal and traffic cases.
- Since the new ADA started, for non-DV and DW cases, the resolution rate was 53.1% AND there were 101 cases resolved not on the docket. The ADA resolution rate is 15.3% higher than the 2014 sample of similar cases.

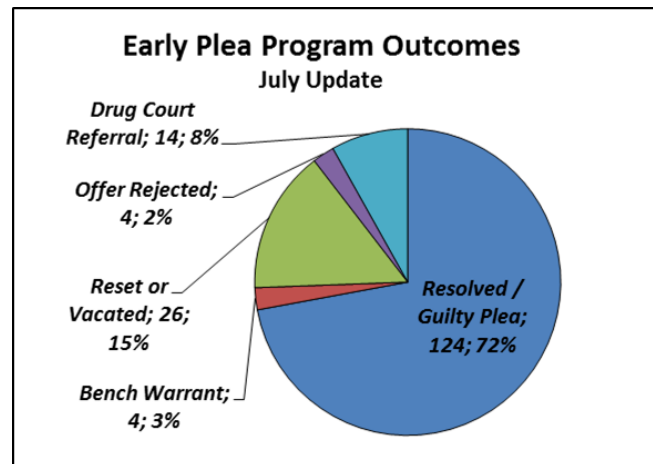
## PRELIMINARY HEARINGS



- Between June 23, 2014 and July 27, 2015, a total of 903 hearings were scheduled for 538 cases (cases were at times reset and hearings for the same case for a separate incident were considered unique).
- At the latest hearing for the cases, approximately **59%** were resolved at the preliminary hearing. Outcomes such as the scheduling of a sentencing hearing will likely result in an upcoming resolution.
- Of the **314 cases that have been resolved** to date, 83% were resolved within one or two hearings.
- Due to the success resolution of cases at the preliminary hearings, beginning in September the number of grand jury panel hearings held was reduced by two per week. Preliminary hearings expand, it is expected that grand jury panels may be reduced.

## EARLY PLEA PROGRAM

- While the Early Plea Program was only recently expanded, early hearing results are promising. From March 23, 2015 and July 13, 2015<sup>5</sup>, 162 hearings were scheduled.
- At the latest hearing for the cases, 74% of the cases were resolved (either sentenced or nolle pros) or the defendant had pled guilty.



## NOTES

- 1 Total male and female added do not equal the total onsite population. The headcounts include the infirmary, which includes males and females.
- 2 On March 24, 2014, a new MOU was implemented that prohibits participation on CCP for individuals with certain charges.
- 3 The overall population of MDC includes all individuals in custody at the facility with the exception of individuals in RDT, out of the facility at the hospital, or on furlough. Inmates in CCP and those housed OOC are included in the overall population.
- 4 The figure does include those who are housed Out of County (OOC) as the County's goal is to achieve the 1,950 without housing inmates out of county.
- 5 Information for hearings after July 13, 2015 are currently not available.

For further information,  
contact the Bernalillo  
County Public Safety  
Division at 505-468-7008.

